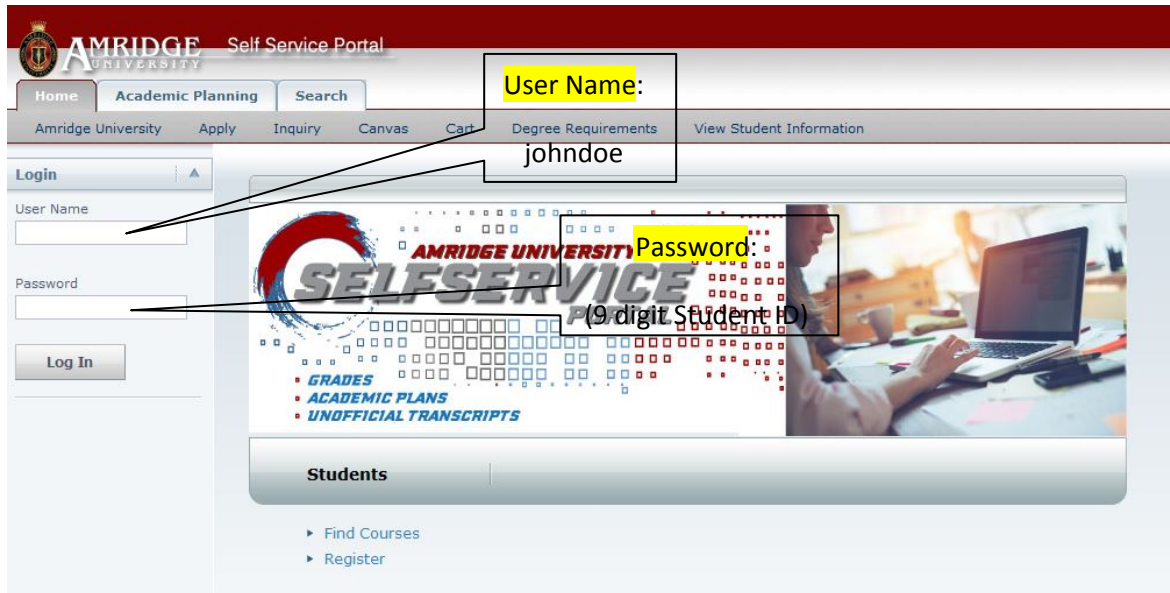
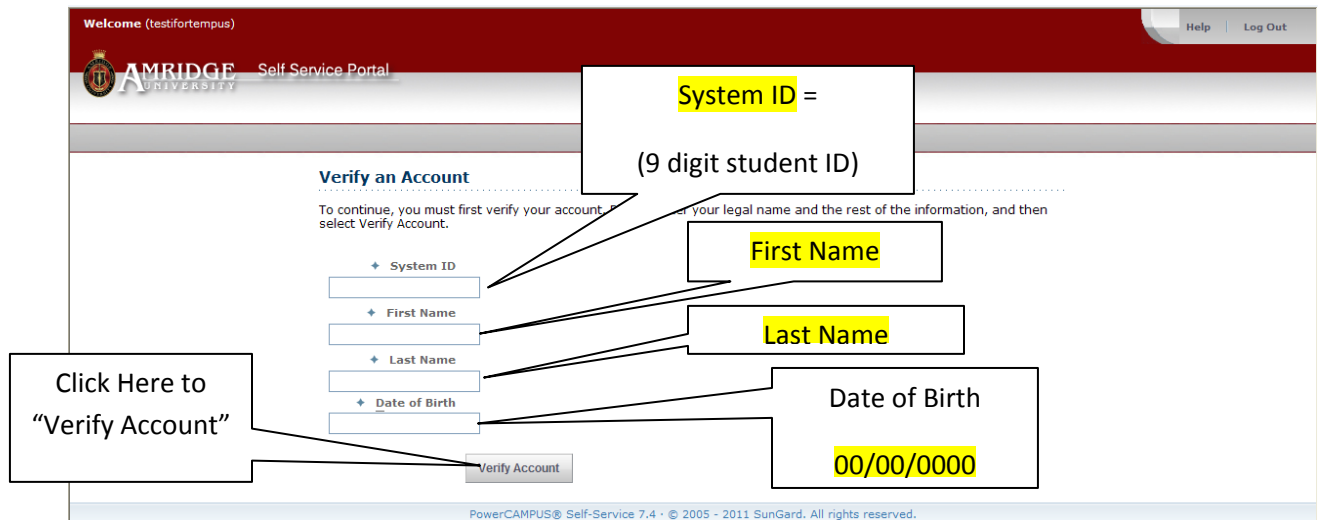


1.) Go to <http://selfservice.amridgeuniversity.edu> . User Name = First Name + Last Name without spaces
Password = Student ID number with the zeros in front of it giving a total of **nine digits**. Example ID Number 123456 would be 000123456.

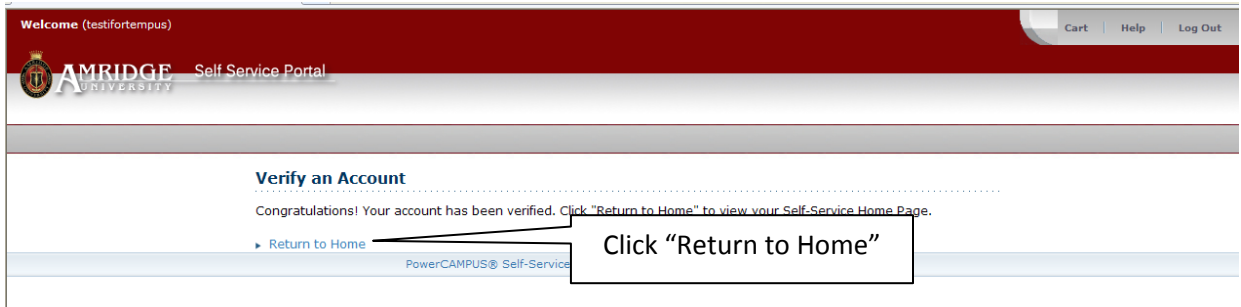


2.) When you arrive at the verify account page you will enter the information requested. System ID is your nine digit ID number. Date of Birth requires the following format 00/00/0000. Then you will select the "Verify Account" button.




Instructions for Amridge University Self Service Portal

- 3.) When you arrive at the following page you will “Return to Home” to arrive at the Self Service Homepage.



- 4.) From the following page you will be able to view your service offerings.



Need Technical Support???

If you need Technical Support in order to login to your unique Self Service portal, contact our Network Operations Center at **1.800.351.4040**, ext. **7889** or email NOC@amridgeuniversity.edu.